


# Reading Comprehension

## Three Key Words

Read the sentence and colour the picture.



1. My left arm is yellow.
2. My right leg is orange.
3. My wings are purple and green.
4. My right arm is blue.
5. My left leg is green.
6. My body is red and black.


# Reading Comprehension

## Three Key Words


Read the sentence and colour the picture.



I have black and yellow stripes.



I have orange and black spots.



I have black and white stripes.




I have blue and green stripes.

# Reading Comprehension

## Three Key Words

Read the sentence and colour the picture.



1. My left arm is pink.
2. My body has red spots.
3. My right arm is purple.
4. My ears have green spots.
5. My left leg is blue.
6. My right leg is yellow.

# Reading Comprehension

## Three Key Words

Read the sentence and colour the picture.



1. My skirt is pink and green.
2. My t-shirt has black spots.
3. My sunglasses are green and pink.
4. My hat has blue stripes.
5. My bucket is red and blue.
6. My spade has red stripes.

# Reading Comprehension

## Three Key Words

Read the sentence and colour the picture.




1. My shorts have green spots.
2. My t-shirt is green and blue.
3. My hat is yellow and blue.
4. My beach ball is purple and blue.
5. My sunglasses are black and white.
6. I am next to a yellow flower.

# Reading Comprehension

## Three Key Words

Read the sentence and colour the picture.




1. The petals are pink and yellow.
2. The left leaf is green.
3. The right leaf is red.
4. A spider is under the flower.
5. The pot has green stripes.
6. A bee is next to the flower.

# Reading Comprehension

## Three Key Words

Read the sentence and colour the picture.



1. My hair has golden spots.
2. My tail is green and blue.
3. The sea is blue and white.
4. The rock has grey stripes.
5. My left eye is blue.
6. My right eye is green.

# Reading Comprehension

## Three Key Words

Read the sentence and colour the picture.




1. My right foot is yellow.
2. My left foot is green.
3. My cape has red stripes.
4. My buckle is gold and blue.
5. My suit is blue and black.
6. My mask has red stripes.



# Reading Comprehension

## Three Key Words

Read the sentence and colour the picture.




1. The top windows are blue.
2. The bottom windows are yellow.
3. The sun has yellow stripes.
4. The roof has red spots.
5. The bricks have red stripes.
6. The grass is green and yellow.

# Reading Comprehension

## Three Key Words

Read the sentence and colour the picture.




1. My left paws are brown.
2. My right paws are black.
3. My ears have ginger spots.
4. My tail has black stripes.
5. My nose is a dark brown.
6. My fur has brown spots.

# Reading Comprehension

## Three Key Words

Read the sentence and colour the picture.



1. My front legs are black.
2. My back legs are brown.
3. My mane and tail are brown.
4. My body has black stripes.
5. The grass is green and yellow.
6. My hooves have ginger spots.

# Reading Comprehension


## Three Key Words

Read the sentence and colour the picture.



1. My helmet has red stripes.
2. My ball has orange spots.
3. My left shoe is yellow.
4. My right shoe is green.
5. My top has grey stripes.
6. My shorts have blue spots.

# The Lion and the Mouse



One day, a lion was asleep in the wood. A mouse came along. The mouse didn't see the lion and ran across the lion's nose.

The lion woke up. He was cross with the mouse. "You woke me up!" he roared.

The mouse was scared. "Please let me go!" said the mouse. "If you let me go, I will repay you one day!"

"You are funny!" said the lion. "How could a mouse help a lion?"


The lion laughed and let the mouse go home.

Some days later, the lion was caught in a hunter's net. He couldn't get out.

The lion roared in anger.

The mouse heard the lion and ran to the net.


The mouse saw the lion and had an idea. She chewed on the net until it broke and the lion fell out. The lion was free.



"Even a mouse can help a lion!" said the mouse.

From that day, the mouse and the lion became friends.

**A kindness is never wasted.**



# The Lion and the Mouse Questions

1. Who are the characters in the story? Tick two.

- a mouse
- a badger
- a fox
- a lion

2. Why did the lion wake up? Tick one.

- The mouse ran across his nose.
- He was hungry.
- It was morning.

3. Why was the mouse scared? Tick one.

- She didn't like lions.
- She thought the lion would eat her.
- The lion surprised her.

4. How did the mouse help the lion? Tick one.

- She brought him some food.
- She sang a song to cheer him up.
- She chewed through the net to let him go.

5. What is the message in the story? Tick one.

- Look where you are going.
- A kindness is never wasted.
- Listen to others.

# The Lion and the Mouse Answers

1. Who are the characters in the story? Tick two.

- a mouse
- a badger
- a fox
- a lion

2. Why did the lion wake up? Tick one.

- The mouse ran across his nose.
- He was hungry.
- It was morning.

3. Why was the mouse scared? Tick one.

- She didn't like lions.
- She thought the lion would eat her.
- The lion surprised her.

4. How did the mouse help the lion? Tick one.

- She brought him some food.
- She sang a song to cheer him up.
- She chewed through the net to let him go.

5. What is the message in the story? Tick one.

- Look where you are going.
- A kindness is never wasted.
- Listen to others.



# Adult Teaching Suggestions

We hope you find these Pre-Key Stage Standard suggestions useful. Please be aware that the suggestions and resources mentioned are potential ways to check understanding relating to the relevant strands. Other resources may be needed in addition to those suggested.

## Strand D

The pupil can read aloud books that are consistent with their phonic knowledge, without guessing words from pictures or the context of the sentence.

### Task

#### Activity Suggestion – Reading Books

Use the **Reading Comprehension Three Key Words** activity, asking pupils to read aloud without guessing the words from the pictures or from the context of the sentence. Encourage the pupils to follow the instructions and colour the pictures accordingly.

#### Activity Suggestion – The Lion and the Mouse

Ask the pupils to read aloud the story of **The Lion and the Mouse**. Encourage them to use their phonic knowledge, rather than other strategies, to read the words. After reading the story, pupils could attempt to answer the accompanying questions.

